




Badgers March 23<sup>rd</sup>- 27<sup>th</sup>



[Welcome to Badgers Home Learning](#)


[Story time with Tilly](#)

Monday Literacy	Tuesday Maths	Wednesday Fine and Gross Motor Skills	Thursday Understanding the World
<p data-bbox="188 571 318 603"><b>Morning</b></p>  <p data-bbox="188 970 495 1002"><u>Room on the Broom</u></p> <p data-bbox="188 1038 640 1393">The children will be tracing the key letters from 'Room on the Broom' - 'R' and 'B'. To make this more interesting, the children could trace these letters in a tray or plate (whatever you have to hand) of oats/ sand/ cereal. This is a good way that they can practice their letter formation.</p>	<p data-bbox="672 571 801 603"><b>Morning</b></p> <p data-bbox="689 683 1016 922">Go to the problem solving tab on the maths page and download the activity card for the challenge 'Over, Under, Round Through.'</p> <p data-bbox="689 1002 994 1209">This is a great opportunity to show your child where we use directional language in a 'real world' context.</p>	<p data-bbox="1052 571 1182 603"><b>Morning</b></p>  <p data-bbox="1052 938 1301 970"><u>Handa's Surprise</u></p> <p data-bbox="1052 1007 1480 1214">The children will be threading a pretend basket using a kitchen colander and any thread or string you have; even shoelaces at a pinch.</p> <p data-bbox="1052 1257 1469 1393">This will encourage the children to use their fine motor skills to accurately hold the string and thread it</p>	<p data-bbox="1505 571 1635 603"><b>Morning</b></p>  <p data-bbox="1505 954 1861 986"><u>Aliens Love Underpants</u></p> <p data-bbox="1505 1023 2040 1126">The children love this story as it has a really funny, engaging subject matter.</p> <p data-bbox="1505 1166 2029 1302">In this activity, the children will be matching the correct pairs of underpants together. The cards are available here:</p> <p data-bbox="1505 1342 2040 1374"><a href="#">Matching Pants activity Badgers.pdf</a></p>

<p>Extension: The children could try to write the letters on paper freehand.</p>		<p>in and out of the holes in the colander.</p> <p>Extension: Thread the string all the way around the basket, making sure they don't miss any holes. Can they tie a knot at the end of the string?</p>	<p>You could even play a game of 'snap' with them!</p> <p>Extension: The children can make a repeat pattern with the pants, for example: 'purple, pink, purple, pink etc'</p>
<p><b>Reading Challenge</b></p> <p>Room on the Broom</p> <p>The book we are focusing on today is 'Room on the broom'. You don't need to have a copy of the book; we have found a video of someone reading the story linked here:</p> <p><a href="#">Storytime</a></p> <p>To bring the story to life, you could get the children to pretend to be witches on a real-life broomstick as you read the story.</p> <p>Ask the children questions such as: Do you think there is room for any more animals on the broom? How did the animals save the witch? How</p>	<p><b>Maths Challenge</b></p> <p>10 green bottles!</p> <p>The children can find 10 (milk) bottles/cans anything you have to line up. The children can then sing the 10 green bottles song, and count down the numbers as the song goes along, removing the bottles as they go.</p> <p>Have a go again with a song like '5 Green speckled Frogs' using the children's own toys in a line.</p> <p>The main focus here is the ability to count backwards from 20.</p>	<p><b>Reading Challenge</b></p> <p>Handa's Surprise</p> <p>If you don't have a hard copy of the book, there is a link below:</p> <p><a href="#">Storytime</a></p> <p>Read Handa's surprise to the children. Using the colander that the children were threading this morning, or a lighter basket, see if the children can balance the basket on their head and walk in a straight line?</p> <p>If they are struggling to balance the basket on their head, encourage the children to use their</p>	<p><b>Reading Challenge</b></p> <p>Aliens Love Underpants</p> <p>If you don't have a hard copy of the book, there is a link below:</p> <p><a href="#">Storytime</a></p> <p>Have a go at pretending to be aliens; can you make your own alien noises? Can you create an alien costume? Maybe a secret alien handshake you can create and repeat together?</p> <p>Extension: Can the children repeat key phrases from the story or even invent their own ending. Use the question 'What if?', and try and encourage the children's imagination!</p>

<p>does the weather change throughout the story? These questions will help them understand the story.</p> <p>Extension: For the children to recall key phrases such as 'Down, cried the witch!'</p>		<p>balancing arms and even use masking tape along the floor to act as their 'tightrope'.</p> <p>Extension: You could add items to the basket while they continue to balance it on their head!</p>	
<p><b>Afternoon</b></p> <p>Room on the Broom</p> <p>Making witches' potions!</p> <p>The children can make slime using the recipe from this link. <a href="#">Slime recipe</a></p> <p>You can use the basic recipe and use anything you find around the house to create interesting textures!</p> <p>As you are making the slime, try and encourage discussion about the texture of the slime-how does it feel? How does it look? How does it move?</p>	<p><b>Afternoon</b></p> <p>Sorting</p> <p>The children can bring all of their teddy bears in one pile.</p> <p>The children will be sorting their teddy bears into height order. You can use key questions such as 'which teddy bear is the biggest?' 'Which teddy bear is the smallest?'</p> <p>Extension: The children can sort the teddy bears according to weight, using questions such as 'which teddy bear is the heaviest?'</p>	<p><b>Afternoon</b></p> <p>Using tongs!</p> <p>This is a great activity to develop the children's fine motor skills which will help them develop a better tripod grip.</p> <p>The children use kitchen utensils such as tongs to pick up items (could be fruit or vegetables) one by one and placing them into their basket.</p> <p>Extension: The children can sort the items into size order; largest to smallest and then put them into the basket in the correct order.</p>	<p><b>Afternoon</b></p> <p>Memory tray game</p> <p>This can be easily adapted with a range of objects you have at home; it is a great way to test the children's memory.</p> <p>You will need: a tray, the underpants cards from the morning and a tea towel or piece of fabric.</p> <p>How to play: You place the cards on the tray face up and allow the children to look at them. Then place the tea towel over the tray and ask the children to close their eyes. You can then remove one of the cards. When the children open their eyes, they have to guess which card you have removed!</p>

	and 'which teddy bear is the lightest'.		
<p><b>Afternoon- Let's be Creative</b></p> <p>Room on the Broom</p> <p>Making witches hats! The children can cut circles out of paper with the help of an adult and then make them into cone shapes!</p> <p>Before you create the cones- consider using a crayon on its side to rub textures onto the paper. They could create textures from bark, concrete or wood panels.</p> <p>Extension: Discuss how you are making a hat in the shape of a cone. A cone is a 3D shape! Can they think of anything else that is in the shape of a cone? (ice cream cone etc)</p> 	<p><b>Afternoon- Let's be Creative</b></p> <p>Making Spaghetti Numbers</p>  <p>Cook some spaghetti according to the packet guidelines, and once cool, the children (using gloves) can mix food colouring into different bowls.</p> <p>The children can then attempt to place the spaghetti in the shape of numbers 1-10. If the children are struggling, you could draw the number using a cooking sauce for them to trace.</p>	<p><b>Afternoon- Let's be Creative</b></p> <p>Fruit and Vegetable printing</p> <p>The children can use offcuts from fruit and vegetable chopping's to dip into paint and print them on paper. They could use different colours for different fruit. For example, yellow for the banana print.</p> <p>Extension: The children could create a repeat pattern print, for example: 'apple, banana, orange, apple, banana, orange'.</p>	<p><b>Afternoon- Let's be Creative</b></p> <p>The children can help hang the clean washing out on the washing line, just like the story!</p> <p>Using pegs will be fantastic for their motor skills and you could discuss the page in the story where the aliens steal underpants from the washing line. 'Imagine if the aliens stole our underpants!'</p> <p>Key questions you can ask the children:  'Why do we help our friends/family?'  'Why do we need to dry our clothes?'</p>



**THE MULBERRY HOUSE  
SCHOOL**