



Otters Timetable March 23<sup>rd</sup>-27<sup>th</sup>

[Welcome and story time with Otters teachers](#)

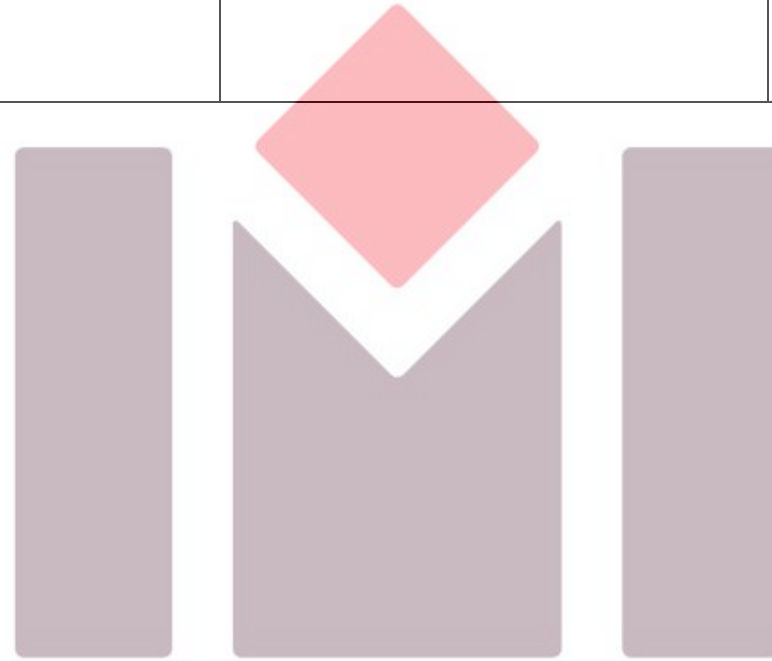
Monday Literacy	Tuesday Maths	Wednesday Fine and Gross Motor Skills	Thursday Understanding the World
<p>Morning</p> <p>Family Tree Drawing our family Ask the children who their family is and get them to draw them in the spaces provided on the template given. Extension: photos of family members can be cut and stuck on to this activity also.</p> <p><a href="#">Family Tree</a></p>	<p>Morning</p> <p>Go to the problem solving tab on the maths page and download the activity card for the challenge 'Measure Me'.</p> <p>This is a great opportunity to show your children where we can apply measure in a meaningful way to them.</p>	<p>Morning</p> <p>Jigsaw puzzle</p> <p>For the children to complete a jigsaw puzzle of their choice. Try to allow them to explore this independently before offering support.</p>	<p>Morning</p> <p>(Role play) - Tea party</p> <p>Today the Tiger is coming to tea!!</p> <p>Have the children create a tea party using thing you have at home. Make sure there is lots of food Tiger is super hungry!!</p>
<p>Story Challenge</p> <p>Parents to be creative and make a story from past events.</p> <p>Challenge: Children to try and recall past events in order.</p>	<p>Maths Challenge</p> <p>Relating back to our morning activity, get your child to find some objects around the house that they can measure themselves.</p> <p>Look for the use of language relating to size.</p>	<p>Reading Challenge</p> <p>Monkey Puzzle <a href="#">Watch the story here</a> Using the sheet provided the children can match the animals and their young.</p> <p><a href="#">Animals and their babies</a></p>	<p>Reading Challenge</p> <p>Tiger who came to tea. <a href="#">Watch the story here</a></p> <p>Story sequencing. (Using the cards provided, cut them out and allow the children to order the cards in order to re tell the story.)</p>



THE MULBERRY HOUSE SCHOOL

	i.e Long, short tall/ big /small	Extension : to talk about the names of the animals young.	<a href="#">Tiger who came to tea sequencing cards</a>
<p>Afternoon</p> <p>Tracing – Fort children to trace over their first name.</p> <p>Extension: introduce tracing their family name.</p>	<p>Afternoon</p> <p>Colour Hunt</p> <p>Using four different cushions to represent</p> <p>Get your child to go around the house and find as many things that’s match the colour of the rectangles.</p> <p>Extension: you can begin to talk about the shade of the colour. Light/dark</p>	<p>Afternoon</p> <p>Animal matching game.</p> <p>Please find below some animal flash cards. Once printed cut the animals as instructed and mix them up.</p> <p><a href="#">Animal flashcards</a></p> <p>Allow the children to match the correct pieces together to complete the animal flash card.</p>	<p>Afternoon</p> <p>Helping to set the table</p> <p>Following one and two part instructions with adult support the children can help to lay the table for dinner.</p> 
<p>Afternoon- Let’s be Creative</p> <p>Self-portraits.</p> <p>For the children to look in a mirror and draw themselves. Talking about</p> 	<p>Afternoon- Let’s be Creative</p> <p>Shape collage</p> <p>From scrap paper cut out different 2D shapes. Allow your child to explore the shapes and make a collage.</p> <p>Talk about what they have made and why they have made this.</p>	<p>Afternoon- Let’s be Creative</p> <p>Imitating Animals.</p> <p>Talk about the animals from the story ‘Monkey puzzle’</p> <p>Get your child to imitate the animals and how they move using their whole body. Experiment all the different ways our body can move. This is a great way to get the children moving and using their gross motor skills.</p>	<p>Afternoon- Let’s be Creative</p> <p>A meal for Tiger</p> <p>Using the template the children can design a special tiger dinner. Make sure it’s healthy; Tiger has a busy day ahead of him!</p>

special features they notice.			
----------------------------------	--	--	--



# THE MULBERRY HOUSE SCHOOL