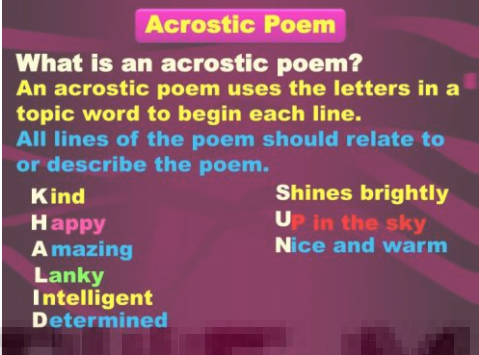




Click below to see a message from your Prep II teachers.
[Welcome to home school with your Prep II teachers!](#)

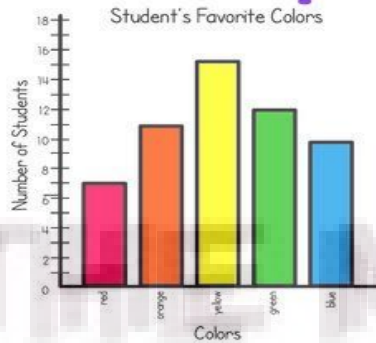
Monday	Tuesday	Wednesday	Thursday	Friday																				
<p>Literacy 45 minutes Acrostic Poem Intro to Acrostic poem with Camilla and Erika</p> <p>Last week we were looking at acrostic poems.</p>  <p>Can you choose a word from the list below and create your own acrostic poem. Brainstorm any words or images that come to mind when you think of the words below.</p> <p>SUNSHINE-yellow, golden, shining, warmth BELIEVE-hope</p>	<p>Literacy 30-45 minutes Phonics Time for Phonics with Erika and Camilla.</p> <p>This week we are revising the soft and hard G sound. Please have a look at Mr Thorne does phonics below. Mr Thorne does Phonics Mr Thorne does Phonics</p> <p>Can you think of any words with the soft and hard g grapheme? Write as many as you can.</p> <p>Can you put the words below in the right box?</p> <table border="1" data-bbox="846 1082 1102 1375"> <thead> <tr> <th>Soft G</th> <th>Hard G</th> </tr> </thead> <tbody> <tr> <td>Angel</td> <td></td> </tr> <tr> <td>Granny</td> <td></td> </tr> <tr> <td>Bridge</td> <td></td> </tr> <tr> <td>Fridge</td> <td></td> </tr> <tr> <td>Goal</td> <td></td> </tr> <tr> <td>Gum</td> <td></td> </tr> <tr> <td>Grab</td> <td></td> </tr> <tr> <td>Age</td> <td></td> </tr> <tr> <td>Page</td> <td></td> </tr> </tbody> </table> <p>Can you add anymore?</p>	Soft G	Hard G	Angel		Granny		Bridge		Fridge		Goal		Gum		Grab		Age		Page		<p>Literacy 30 minutes Reading Read TO Your Child Read two or three books to your child. After each book, chat about your favourite parts of the book. Invite Your Child to “Read” Look at a book with your child. Make sure you look at the comprehension tips on our literacy page. Once you have finished your readers look at the suggested book list on our literacy page.</p> 	<p>Literacy 45 minutes Journal Mulberry House News</p> <p>Its NEWS time! Record in your journal all of the fun things you have done this week. Don't forget to include adjectives, speech marks, adverbs and exclamation marks to make your writing more exciting.</p> 	<p>Click onto the Extra Curricular page and online resources on the website and EXPLORE!</p>
Soft G	Hard G																							
Angel																								
Granny																								
Bridge																								
Fridge																								
Goal																								
Gum																								
Grab																								
Age																								
Page																								

<p>STRENGTH-positivity, perseverance.</p>				
<p>Maths 40 minutes Let's get into a mathematical frame of mind and warm up our brains with some numbers. Let's say aloud your 2, 5, 10 and 11s times tables.</p> <p><u>What's in your fridge?</u></p> <p>Last week we were looking at data collection and mapping. We were auditing the pencils in our class and mapping them onto a bar graph. This week I would like you to ask your family and friends the following questions. (You could try and coordinate with your friends through the class What's app group, to gain more data-make sure you do this with an adult)</p> <p>We are going to survey food packaging materials used in your home. You can survey one specific cupboard or the whole fridge! You are looking for different materials used to package food and drink items</p>	<p>Maths 30 -40 minutes Problem Solving Go to the problem solving tab on the maths page and download your activity-Basketball Challenge</p>	<p>Maths 40 minutes <u>Volume/Capacity</u> <u>Let's make a magical potion!</u></p> <p>Let's create a Prep 2 Potion Book: You will be measuring different liquids to mix together and create an assortment of potion recipes. See mine below:</p> <p>This potion is for Invisibility!</p> <p>Firstly, pour 100ml of melted tiger fur into the jug. Secondly, you add 100ml of Mr Twit's spit to your mixture. Then you find 200ml of monkey snot and pour it in. Afterwards, you should mix in 100ml of dragon's blood. Finally, give it a big stir with your spoon and you have your invisibility potion</p> <p>Can you write an imaginative paragraph about what the potion should be used for?</p>	<p>Maths 30-40 minutes Problem Solving Go to the problem solving tab on the maths page and download your activity-Sweet Shop Challenge</p>	<p>Click onto the Extra Curricular page and online resources on the website and EXPLORE!</p>

such as plastic, metal, cardboard or paper.

Once you have the results try and map them onto a bar graph. Remember across the bottom of the graph you will need to write the material categories and along the side axis you will need to create a scale to show the number of items found.

Bar Graph



A **bar graph** is used to compare data.

©2013 K. Davis



Science 45 minutes
Exploring density

Science 45 minutes
Chemical reaction with citric acid

Let's further our knowledge of sinking and floating by creating a density tower.

What you need:

- A container (jar) or long glass
- Sunflower/vegetable oil
- Water
- Three small different weighted objects, eg: a key, a cherry tomato, a ping pong ball

Method:

Put the water in the container then add the oil and watch the liquids separate. Finally add your objects one at a time.

What happens?

Taking it further:

Try adding in different liquids, including milk and honey and explore what happens.

Challenge your child to see how many different layers they can create.

Let's see what happens when we mix citric acid and baking soda. Do they react in an unusual way?

What you need:

- Lemons (2 recommended)
- Baking soda
- Food colouring (optional)
- Dish soap (optional, makes the lava more froffy)
- Tray
- Cup and spoon

Method:

Cut off the base of your lemon to make a flat surface. Core the lemon. Mash the centre of your lemon with a spoon (don't let the lemon juice escape). Add food dye into your lemon (optional) and then a squeeze of dish soap into your lemon (optional). Add in a spoonful of baking soda. Watch the mixture fix and foam!

Taking it further:

Explore what happens when you alter the amounts of lemon juice and baking soda.

MAKE SURE AN ADULT HELPS YOU TO CUT THE LEMON