



## The Transition Class Timetable

### Story Time

#### Learning intentions for this week:

- To be able to hear the sounds 'll' and 'ss' within words and be able to identify words with that sound in.
- To listen to the story of 'Giraffes Can't Dance' and write about your favourite character from the book.
- To be able represent the number 9 in different ways knowing that all groups add up to 9 no matter how they are arranged.
- To learn about the Chinese Zodiac and identify which animal you are.

AM Monday	AM Tuesday	AM Wednesday	AM Thursday	AM Friday
<p><b>Personal, Social &amp; Emotional Development:</b> <b>Wellbeing</b> <b>Cloud Watching</b> Some weekends can be very busy and taking time just to relax is very important.</p>  <p>That is why we are going to start our week with the simplest of activities.</p>	<p><b>Literacy:</b> <b>Phonics and Letter formation</b> Today we are going to learn out new phonics sound!</p> <p>We are going to look at the sound 'll'</p> <p>Do you know what sound the 'll' makes? Well done!</p> <p>This morning we are going to think of</p>	<p><b>Literacy</b> <b>News / Creative writing</b></p>	<p><b>Literacy:</b> <b>Phonics and letter formation</b> Today we are going to learn our new sound for this week!</p> <p>Today we are going to learn 'ss'.</p> <p>'ss' makes the same sound as 's'.</p> <p>Can you make the sound 'ss'?</p>	<p><b>Music with Janie</b></p>  <p><b>Mathematics:</b> <b>Number focus</b> <b>Cotton bud numbers</b> In today's number formation activity, you will need to use lots of cotton buds!</p>

We are going to cloud watch today!

You need to be outside and lay comfortably looking up at the sky.



Look at the clouds as you do, talk to the children about what clouds are and see if they can identify any of them.



Introduce them to a Cirrus cloud, Cumulus cloud, Stratus cloud, Nimbus cloud and Cumulonimbus clouds.

**Physical Development:**  
**Simon says**  
Nominate one person to be Simon and the others to be the players.

words that start with ll.

Here is my list:

- Bell
- Sell
- Tell
- Ball
- Tall
- Bell

Can you think of any other words that have 'll' at the end or within the word?


I would like you to pick two words that have the 'll' sound and write them down, drawing a picture to match.

**Mathematics:**  
**Number Formation**  
**Threading numbers**

This afternoon we are going to thread numbers between 0-10.

First, we must create our own threading cards.


### Giraffes Can't Dance



This morning we are going to start by listening to the story 'Giraffes Can't Dance'.

#### **Questions:**

Where do you think Gerald lives?  
Do you think it's hot or cold? What makes you think that?



Today we are going to learn words that have the 'ss' sound in them.

Please write the words out for your child to see.

- Dress
- Miss
- Class
- Grass
- Kiss
- Glass



chess

grass

Now ask your child to underline the 'ss' sound with a colour of their choice.

To practice our new sound, we are going to use paint. Dip your pointing finger into the paint and write the 'ss' onto a piece of paper.

We are going to form our numbers using cotton buds.

Start with 0 and see if you can form your numbers all the way to 20!

Cotton bud Number Formation

Number formed	Number of cotton buds used

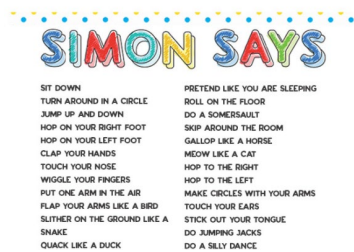
As an additional challenge, you can count how many cotton buds are need to form each number.

Which number formation used the most cotton buds?

Which number formation used the least cotton buds?

Standing in front of the group, get Simon to give out an instruction. When he does, the players must only listen to the commands that begin with the words "Simon Says."

Make sure your listening ears are on otherwise you sit down.



**Expressive Arts and Design**


Music with Janie



You will need:

- **Threading sheet**
- **Wool/shoe lace**

If you can, print the numbers onto card.




Once printed make the holes in the paper using a hole punch. Then allow your children to thread the lace through the holes! See if they can use these numbers to make a larger two-digit number. What is the largest number that they can make? The smallest?

**Expressive Arts and Design:**  
**Printing family tree**  
 Today the children will be printing with paint!

Can you remember what happens at the start, middle and end of the story?

In today's activity, I would like you to write and draw your favourite character from the book.

Think of all the characters we met in the book. Which one was your favourite? Maybe it's Gerald the Giraffe or maybe it's the dancing Warthogs.



How many 'ss' can you write? Can you think of any other words with this sound in?

**Mathematics:**  
Maths Project

This morning we are going to continue learning about Time by looking at the months of the year.



Do you remember our months of the year song? Let's begin by singing it!

That was fantastic!

Use the table below to document how many cotton buds are needed for each number.

**Understanding the world**

**Technology**  
**Alphabet writing**

Today we are going to use the keyboard to write out the letters in the alphabet in order. Think about the alphabet song.

Which letter comes first and search for it on the keypad.

When you have found all of the letters and have typed them in order I would like you to print them off and send it back to your teachers!



**Mathematics:  
Number Focus  
Maths Challenge!**

Today we have a fun Maths challenge we would like you to complete!

Parents, some of the questions might be easy at first but they will gradually get harder. Try and complete all of the 12 activity cards if you can!

You can print the paper out for your child to write on or you can use paper to write your answers down and send them into us! Encourage your child to use objects around your house to help them.  
**Good Luck!**



Printing the 'family tree' with a tree template.



Today you will be exploring different colours and choosing what colour you want your leaves to be. Autumnal, Green or maybe colours that represent your family?

You can use lots of objects to print with that will give different textures and shapes such as Lego/Duplo and bubble wrap.

Ask your child if they would like to choose their favourite colours to match to each member of their family such as:

**Expressive Arts and Design:**  
**Drama**  
9.00am-9.30am  
Meeting ID: 835 5760 3207  
Passcode: 786637



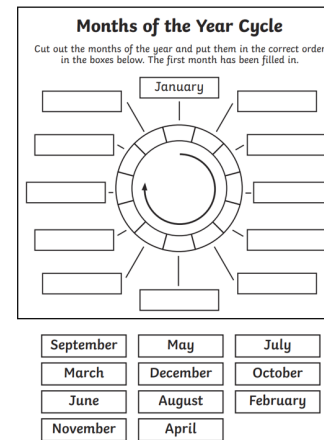
**Literacy:**  
**News/Creative writing**  
**Giraffes Can't Dance**  
This afternoon we are going to create our own character to add to the Giraffes Can't Dance story!

First, we need to think of an animal we can include in the animal 'jungle dance'.  
Pick your favourite animal. Is it a flamingo? Or a crocodile?

**Questions:**  
How many months of the year are there?  
Do you know the month you were born in?

I need some help today. I need your help to fix our months of the year wheel. In today's activity, you will need to cut and stick the months of the year in order!

If you need help think about our months of the year song!



**Expressive Arts and Design:**  
**Junk modelling**  
Today we are going to get creative with different items from around the house.

First, I would like you to collect different types of materials for our modelling activity. You can use lots of objects such as cardboard, milk cartons, egg trays and even milk bottle tops.

**You will need:**

- Tape
- Markers
- Junk modelling resources

**Method:**


1. Decide what you would like to make with your junk modelling items; it may help to draw a design down on a bit of paper first.



**Expressive Arts and Design:**

**Taking a line for a walk**

Today the children will be learning about the artist Joan Miro. Joan Miro was a famous Spanish painter and sculptor who was famous for his bold, geometric, abstract artworks.




As you explore his work look at the lines that have been made and take this opportunity to talk about primary colours that they can see.

Encourage the children to take 'a line for a walk.' Using a pencil get them to create one continuous line,

mum/dad/nanny/grandma/sister etc.

Use the [tree template](#) to create your tree as big or as little as you would like!



**Physical Development:**  
**Gym with Coach Marc**



**Enjoy!**



Once you have picked your animal think of a dance move that it might have.

For example, the crocodile may snap or the flamingo may hop.



When you have chosen your animal, draw a picture and label it, showing its name and the movements it will make.

**Understanding the world**

**Which animal are you?**

Today we are going to be learning about the animals for each year.

Chinese New Year					
1960	1984	2008	1961	1985	2009
1972	1996	2020	1973	1997	2021
1962	1986	2010	1974	1998	2022
rat	ox	tiger			
1963	1987	2011	1964	1988	2012
1975	1999	2023	1976	2000	2024
1977	2001	2025			
rabbit	dragon	snake			
1966	1990	2014	1967	1991	2015
1978	2002	2026	1979	2003	2027
1968	1992	2016			
horse	goat	monkey			
1969	1993	2017	1970	1994	2018
1981	2005	2029	1982	2006	2030
1983	2007	2031			
rooster	dog	pig			

Who can remember what animal represents this year?

That's right it's the Ox!

On Monday we read the story about the animal race.

Can you remember what position the Ox came in the race?

2. Once you have created your design it's time to start making your item, using the junk modelling materials and tape.
3. Once you have made your creation, you can decorate it using markers or paint.

Have a lot of fun creating your design and playing with whatever you make out of the recycled materials you had around your house.



**Don't forget to send us a photo too!**

creating wiggles, curves, and zigzags. This will create spaces which can later be coloured in.

**You will need:**

- Crayon/Pencil
- Paper

**Have fun!**

**Understanding the World:**

**Lunar New Year**

Today we are going to learn about the Lunar New Year.



Let's look at the story in detail and find out why we have 12 Zodiac Animals.

**Questions:**

Can you remember some of the animals that raced?

**Literacy**  
**Phonics and Letter formation**

This morning we learnt our new sound.


Can you tell me what it was?

That's right! It was 'll'

This afternoon we are going to be practicing our letter formation for 'll'.

Remember its only writing 'l' twice!

***Down the long leg***



Don't forget to think about using the correct colours for your animals.

**Mathematics**  
**Number Focus**  
**How many ways can you make 9?**

Today we are going to focus on the number 9.

For this activity, you need to make the number 9 in lots of different ways.

Here are some ideas for the activity:

- You can write the number 9
- You can draw 9 dots
- You can draw 9 fingers
- You can draw domino dots
- You can gather nine toys
- You can make 9 cupcakes.

**That's right! He was 2<sup>nd</sup>!**

Today I would like you to use the chart to find out what animal you are!



When you have found your animal, can you draw a picture of them?

It would be lovely to see which animal you are! Please send it to your Transition teachers!

**Literacy:**  
**Phonics and Letter formation**

This afternoon we are going to continue with our new sound from this morning's activity.

**Personal, Social & Emotional Development:**

**Wellbeing**  
**Emotion plates**

Today we are going to make emotion plates!

Let's start this activity by making our paper plate emotion masks.

Talk about different feelings and the colours that would represent them for you.

**What colour is:**

Sad  
Happy  
Excited  
Angry  
Nervous

**You will need:**

- Paper plates
- Pen
- Paint
- Lolly pop stick
- Tape

Which animal came first?  
Which animal came last?  
Which animal did not get a year named after it?

This afternoon I would like you to act out the story and how each animal crossed the river.

For example, the rabbit used a log to hop over the river. Can you hop across the river too?



A long time ago, in China, the Jade Emperor decided that there should be a way to measure time. He told the animals they were to compete in a race. The first twelve animals would be rewarded by having a year named after them.

**Understanding the world**  
**Cooking - Mini pizza!**  
Today we are going to make mini pizzas!

Using your pointing finger can you practice your 'll' in the air!

When you have finished use the worksheet by finding the 'll' sound for the pictures and you can practice your 'll' formation too!

Letter Formation Worksheet

Name: .....

Trace over this letter and then try writing your own.



Complete the words below by writing in the correct letter.

je\_y



she\_



**Expressive Arts and Design:**  
**Eye colour**  
Today we will be creating an eye collage!



See how many ways your child can represent the number 9. To extend them see if they can see how many numbers make up 9, 5 and 4, 6 and 3...

**Expressive Arts and Design:**  
**Drama**  
2.00pm - 2.30pm  
Meeting ID: 835 5760 3207  
Passcode: 786637



**Mathematics:**  
**Maths Project**  
Today we are going to look at Diurnal and Nocturnal animals.

Can you remember what it was?

That's right! Its 'ss'  
Can you make the sound that it makes?

Well done!



Who can remember some of the words we learnt this morning, which have the 'ss' in them?

Here is my list:

- Dress
- Glass
- Kiss
- Miss
- Grass


First cut your plates in half.

Then paint them the colours you have chosen that represents that emotion.

When they are dry draw a nose and a mouth that represents the emotion too!

Tape the plate onto your lolly pop stick!

Enjoy!



**Physical Development:**  
**Lego Zoo!**





**Ingredients:**

- Flour
- Sugar
- Salt
- Yeast
- Passata
- Mozzarella
- Warm Water
- Toppings

**Method:  
STEP 1**

Put the flour in a large bowl. Add a little salt to one side of the bowl and the yeast to the other side. Sprinkle over the sugar, together with a spoon, and add the oil and 190ml warm water. Combine and tip onto a floured surface. Knead for 5-10mins or until smooth and elastic,

Our eyes are amazing and allow us to see the world.

Everyone's eyes are slightly different. Take a look in the mirror and see what colour your eyes are!


The first part of this activity is to draw your eye!

Using a pencil draw a picture of your eye. Make sure you look at the shape of your eye.

Is it round?  
Or do you have a pointy edge?  
Don't forget your eye lashes! Do you have lots of eyelashes or just a few?

When you have drawn your eyes tear up lots of different pieces of paper that match your eye colour and glue them inside the eye.


Do you know what a Diurnal animal is? Do you know what a Nocturnal animal is?



Diurnal animals are animals that come out in the day time. Can you name some animals you can see in the day time?

To help us practice our 'ss' we can use playdough and a stick to write the 'ss'.

We are going to use the worksheet to help us.



When you are writing your 'ss' please don't forget your finger spaces!

When you have finished practicing your 'ss' look at the pictures below in the worksheet and finish the words using the 'ss' sound.

This week we would like you to work with someone at home to create your own Zoo made from Lego or Duplo!



Let the children think about different areas of the zoo they would like to create!

Can they remember visiting the Zoo previously?



Which animals did they like seeing?



then cover with cling film and leave to rise for 1 hr.

### STEP 2

Meanwhile, make the sauce. Pour the passata into a saucepan, add the basil, mixed herbs, then season, and bring to the boil over a low heat. Simmer gently for 5 mins, then set aside to cool.

### STEP 3

Roll out the dough on a lightly floured surface and divide into 6 equal parts. Heat oven to 240C/220C fan/gas 9.

### STEP 4


Now spread the sauce over the bases and add on the mozzarella. Add all of your toppings and bake for 12 mins. What vegetables are you going to choose to include on your pizza?

- Olives
- Mushrooms
- Peppers
- Sweet corn
- Pineapple

You can find different papers from magazines, newspapers and comic books. You can even use different materials you can find around the house such as wool or string.

When you have your paper ready glue the materials on to your eye.

When you have finished send a picture to your Transition teacher so we can see your beautiful collage!



A Nocturnal animal is an animal you would see at night time. What animals do you know that only come out at night time?

Today's activity is to sort and group the pictures into two areas, one labelled with Diurnal animals and one with Nocturnal animals.

Can you count how many you have in each group?

### Physical Development: Gym with Coach



Marc



Please share any photographs that you have of any previous trips to the Zoo.

Guide the children and help them create areas for their chosen animals to sleep or think about if they live in the water or on the land?




**Have fun!**

TIME

Diurnal and Nocturnal Animals

DIURNAL  
DAY ANIMALS

NOCTURNAL  
NIGHT ANIMALS



See if you can find out more about them!