




## The Transition Class Weekly Timetable

### [Story Time](#)

#### Learning intentions for this week:

- To sequence the story of 'The Princes' Breakfast' and write about your favourite food.
- To go on a scavenger hunt and find the objects around your house that start with 'w'.
- To be able to identify one less than a given number and write the number using the correct number formation.

Monday	Tuesday	Wednesday	Thursday	Friday
<p><b>Personal, Social &amp; Emotional Development: Wellbeing:</b></p> <p><b>My Worry Jar</b> This morning we are going to make worry jar.</p> 	<p><b>Literacy: Phonics and Letter Formation</b> We are going to begin our phonics lesson this afternoon by warming up our fingers, so we are ready to write!</p> <p>Today we are going to perform using our 'piano' fingers!</p> <p>First drum your fingers on the table as if you are playing the piano.</p>	<p><b>Literacy News / Creative Writing</b> <b>The Princes breakfast</b></p> 	<p><b>Literacy: Phonics and letter formation</b> Today we are going to focus on our new sound 'w'.</p> <p>Let's begin by singing our jolly phonics for 'w'...</p> <p><b>(Song - to the tune of He's Got the Whole World in his Hands)</b></p> <p><b>I see the clouds moving. /w/ - /w/ - /w/ I see the kites</b></p>	<p><a href="#">Music with Janie</a></p>  <p><b>Mathematics: Number focus</b> <b>Guess my number!</b> This activity is called guess my number. Have one person think of a number and describe it. When they think they can guess</p>

What do you think a worry jar is for?

Do you know what it means to be worried about something?

Have you ever felt this way?

Worry: The verb worry is an anxious word; it means to be concerned or nervous about something.

All you need is a jar and some paper.

Maybe you could even model a worry for your child by writing it down and putting it in the jar.

Ask them to explain is there was a time that they worried about something.

Make sure that you discuss them together and explain how important it is that they

Make sure each finger touches the table. You can also work on fast vs. slow movements with this.

“How slowly can you play the piano?”

“How fast can you play the piano?”

“Can you use both hands together to play the piano?”

When you are finished push your chairs in and show your adult your BIG learning eyes!

Now we have warmed your fingers up, it's time to learn our new sound!

Today we are going to focus on x!

Can you remember the sound it makes?

Today we are going to be listening to our focus story of The Princes' Breakfast.

[Click the link to hear the story.](#)

### Questions

Who wanted the prince to eat his food?

Can you remember one of the countries the prince went to eat food?

Can you remember a type of food he ate?


What made the prince eat his food at the end of the story?



Why do you think he did not eat his food?

When you have finished answering the questions, I would like you to write down one

**flying. /w/ - /w/ - /w/ I see the trees bending, /w/ - /w/ - /w/**



Now let's think of some words that start with w...

### Words that start with

- ...
- Water
- Walk
- Wind
- Web
- Well

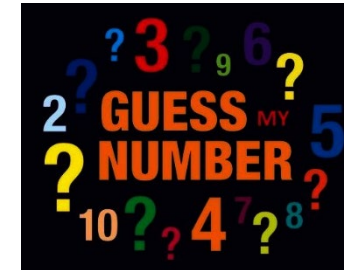
This morning we are going on a 'w' scavenger hunt!

How many can you find on my [list](#)?

what it is, get them to write it down on their white board or piece of paper.

### Vocabulary to use:

- Its 1 more than...
- Its 1 less than...
- Bigger
- Smaller
- It sits



between... See how many numbers you can guess correctly!



share their worries openly.



### Physical Development: Hide and seek!

Today our game is hide and seek!

You can start your game with one player closing their eyes for a brief period (often counting to 100) while the other players hide.

The seeker then opens his eyes and tries to find the hiders; the first one found is the next seeker, and the last is the winner of the round! Have fun!

Here is the jolly phonics song for x:  
/ks/- /ks/! Take an x-ray.

/ks/- /ks/! Take an x-ray.

/ks/- /ks/! Take an x-ray.

-x ray of my hand!



Words that start with X...

- X ray

We can also think of words with the sound x at the end such as:

- Box
- Fox

Continue to practise your [letter formation](#) here!


character's name and draw a picture of them.

Remember think about what the character looks like.

If you have chosen the king/queen/prince think about what they were wearing in the story. Did they have anything special on?

When you have finished colour your drawings in. Remember to use the accurate colours to match the story.

Enjoy!



Take a picture when you have found all of the items!

- Find something wet.
- Find a watch.
- Find a window.
- Find a worm.
- Find a wheel.
- Find a wand.
- Find a web.
- Find a water bottle.



### Mathematics: Maths Project

This morning we are going to continue learning about time.

In our last Maths Project lesson, we learnt about the long hand and short hand.

Can you remember what each hand is for?

That's right minutes and hours!

### Understanding the World

#### Technology Dark den

This morning we are going to create a den!

You will need:

- Bed sheets
- Blankets
- Pillows
- Torches
- Lamps
- Twinkle lights

You can build a den by placing bed sheets over a table or balancing them over chairs.

Ensure that it's dark inside and start to put lots of cosy items inside such as pillows and blankets.

Then allow your child to use torches and lamps to see if they can make the den as homely as possible.



**Expressive Arts and Design**  
Music with Janie



**Mathematics:**  
**Number Focus**  
**One less**

Today we are going to be learning about 1 less.

To help us with this we are going to sing '5 Little Speckled Frogs'

**Mathematics:**  
**Number Formation**  
**One more one less**  
This morning we are going to be continuing learning about one more and one less.

We know that one more means that the numbers get bigger and we know that one less means that the numbers get smaller.

During this activity we will be looking at both concepts of more or less.

I would like you to use counters to help you make the groups bigger and smaller.

In the sweet jar they show you a number however, at the bottom you will need to count how many sweets are in the jar and draw the amount of sweets that are

**Expressive Arts and Design:**

Drama  
**9.00am-9.30am**  
**Meeting ID: 835 5760 3207**  
**Passcode: 786637**




**Literacy:**  
**News/Creative writing**  
**What is your favourite food?**  
We heard in our story today that the prince did not want to eat any food!

Can you remember why he ate his food at the end of the story?

I would like you to write down your favourite food. This can be any type of food you would like.

For today's activity we would like you to identify the hour and minute hand and colour them in **RED** to show the hour and **BLUE** to show the minute.

If the red hand is on 3 and the blue hand is on 12 it means it's 3 o'clock. See if you can complete this worksheet, you will need to draw the BLUE and the RED hands onto the clock to match the time shown. When you have finished you can play a game of 'What's the time Mr Wolf'



**Expressive Arts and Design:**  
**Making lanterns**  
Today we are going to make paper lanterns!

For this activity you will need:

- A4 coloured card
- PVA glue
- Scissors
- Sequins
- Glitter
- Ribbon
- Sticky tape

Use the PowerPoint slides to help you create your lantern!



[https://www.youtube.com/watch?v=WSC-gHBU\\_dO](https://www.youtube.com/watch?v=WSC-gHBU_dO)



When we use the word 'less' it means taking an object away. Which means we are going to make something smaller.

Using the rockets, I would like you to look at the number and write down the number that is '1 less'.

If you get stuck you can use a number line to help you.

either more or less than what is shown.

Click on your [worksheet](#) below to find out more.

**One more or one less?**  
Write one more and one less than the numbers shown in the boxes.

Draw one more or one less and write the number.

**Expressive Arts and Design: Ribbon wands**  
Today we are going to be making ribbon wands!

We are going to be making ribbon wands in celebration of Lunar New Year.

This could be:

- Ice cream
- Chocolate
- Vegetable
- Fruit
- Chips
- Rice
- Soup



When you have completed your writing, I would like you to draw a picture to match.

You can even send us a picture of you eating your favourite food!

**Understanding the world**

**Fire work picture**

Today we are going to focus on the vocabulary used during Lunar New Year.

Let's begin looking at this [PowerPoint](#) about how this is celebrated.



One of the traditions on Lunar New Year is a firework display.

We are going to create our own firework picture.

**You will need:**

- Black paper/card
- Coloured paint
- A straw

Think about the way you want to design your lantern.

What shapes are you going to use?


What colours are you going to use?

What colours represent Lunar New Year?

When you have finished send a picture to your Transition teachers!



My number rockets



### Expressive Arts and Design:

#### Drawing an OX

This afternoon we are going to be drawing an Ox.

Do you know why we are drawing an Ox?

That's right it the year of the Ox!

#### For this activity you will need:

- Paper
- Pencils
- Colouring pencils
- Ox picture
- Ox colouring activity

#### For this activity you will need:

- Crepe streamers of different colours red/gold/yellow
- Bells
- Ribbon
- Wooden stick
- Dragon picture



This activity can be done independently as the children need to tie on the ribbon and crepe streamers to create their wands.

To make your wand and ring as colourful as you can use red, gold and yellow in coordination with the

#### Mathematics Number Focus

Before we begin our game of bingo let's start with a warm up exercise by using the number flashcards to practice our number recognition. Start with numbers 1-20 and mix them up.

The children are to say each number they see! If the children recognise numbers 1-20 include numbers 21-30.

Once completed the warm up activity we are going to play a game of [BINGO!](#)

This is a great fun and engaging game for the children!

#### For this activity you will need:

- Bingo boards

#### Instructions:

1) Dilute the paint with water. You still want the colour to be rich, so don't water it down too much.

2) Use a paintbrush to drip a small amount of paint on the paper.

3) Use a straw to blow the paint and make a firework effect. You have to blow hard and try to blow into the centre of the drop.

Send your firework pictures to your Transition Teachers!



#### Literacy: Phonics and Letter formation

#### Personal, Social & Emotional Development: Wellbeing Home Made Bubbles!

This afternoon we are going to make BUBBLES!

For today's activity you will need:

#### Toilet roll Food colouring Sock Fairy liquid

Now you have all your resources it's time to create the bubbles.

1. To create our bubble machine, we need to get the toilet roll and stretch the sock over one end of it.
2. Now we are going to create our bubbles. You need a bucket/bowl and use some washing up liquid and water

I would like you to draw a picture of an Ox and look at the details of the Ox when you are drawing.



Is the Ox slim like a giraffe?

What does the Ox have on his head?

What colour is the Ox?

When you are drawing your picture please look at all of the details on the Ox.

If you are finding it tricky you can use the [Ox template](#) to colour in.

Have fun!

traditional Lunar New Year colours.

At the top of your wand, you can draw a picture of a dragon or cut out the [template](#) and colour it in, then stick it at the top of the wand!



Your Transition teachers would love to see these! Please send us a photo of them!

**Physical Development:**  
[Gym with Coach Marc](#)



- Balls/stones/cards with numbers on counters

Adults, for the first game of bingo you can be the number caller. Then the winner of the game can take over as the number caller!

The children need to listen to the number being called as they need to place a counter on the number being called.

The first person to get all numbers on their board crossed out is the winner!

Don't forget to call out BINGO!

You can rotate the boards to keep playing the game!

Have fun!

This afternoon we are going to continue with our focus sound 'w'

We will be focusing on the correct way to form 'w'

*Down, up, down, up*



Who can remember some of the 'w' words we learnt this morning?

- Water
- Walk
- Wind
- Web
- Well

Fantastic! That's right!

and mix it altogether.


3. To make our bubbles nice and colourful we are going to drip some food colouring on the sock.
4. Dip the end of the toilet roll with the sock on into the water and blow out of the other end!

Make sure you ask your adult which socks you can use to do this.

Have fun!



**Physical Development:**  
**Games**  
**Pin the tail on the donkey**



**Understanding the World:  
Drum making**

This afternoon we are going to make drums to celebrate Lunar New Year.

**For this activity you will need:**

- 2 paper plates
- 2 pieces of ribbon
- 2 beads
- marker pen
- lolly stick
- glue
- hole punch
- scissors
- stencil (if necessary)

**Literacy  
Phonics and Letter formation**


This afternoon we are going to continue with our focus sound x!

Can you remember the words we learnt this morning??

- Box
- Fox
- Xray
- Xylophone

Let's use our x rhyme to help us form our sound

*Down the arm and leg and repeat on the other side.*



14	11	8
19	7	4
16	13	11

5	12	15
10	1	8
12	15	10
2	17	4

**Expressive Arts and Design:**

**Drama**

**2.00pm - 2.30pm  
Meeting ID: 835 5760  
3207**

**Passcode: 786637**



**Understanding the World  
Cooking**

This afternoon we are going to make something sweet and delicious to help warm us up when it's cold outside.

Were you able to find all of the items on my 'w' scavenger hunt?

This afternoon I would like you to use the [worksheet](#) to help you practice your letter formation.

[Letter formation worksheet](#)

My name is \_\_\_\_\_  
Trace over the w and then try writing your own.



All of the following words have the sound w in them.  
Can you write the sound w to complete the words?



**Physical Development:  
Gym with Coach Marc**



Pin the tail on the donkey is not just for birthdays! You can play it all year round.

Together we can make one!

Instructions to make pin the tail on the donkey:

- Start by cutting out your tails and placing a small amount of masking tape on the back or blue tac.
- Once you have done that you need to stick your donkey on the wall.

(No need to cut this one out as it has a great background - [click here for your template](#))

Now you have created your pin the tail on the






<p><b>Step 1</b> Decorate the back of the plates with marker pens or paint and stencils.</p> <p><b>Step 2</b> Glue the top sides of the plates together.</p> <p><b>Step 3</b> Punch a hole on either side of the plates and help your child weave a ribbon through the holes.</p> <p><b>Step 4</b> Help your child tie a bead onto the end of each ribbon.</p> <p><b>Step 5</b> Now glue the craft stick in between the 2 plates and drum away!</p> <p>Your Transition teachers would love to see your drums!</p> <p>Be creative with your designs and send us a</p>	<p>I would like you to practice your x using the <a href="#">worksheet</a> below.</p> <p>Remember to use your finger spaces!</p> <p><a href="#">Letter formation worksheet</a></p> <p>My name is _____ X</p> <p>Trace over the X and then try writing your own.</p>  <p>All of the following words have the sound x in them. Can you write the sound x to complete the words?</p>  <p><b>Mathematics: Maths Project Time</b></p> <p>Today for our Maths Project lesson we will be learning about time.</p> <p>If you have a clock in the house it would be great to take it off the</p>	<p>Hot bananas and coconut milk!</p> <p><b>Ingredients:</b></p> <ul style="list-style-type: none"> <li>• 2 large bananas</li> <li>• 1 cup of coconut milk</li> <li>• 2 tablespoon of granulated sugar</li> <li>• 1/4 teaspoon of ground cinnamon</li> </ul> <p><b>Equipment</b></p> <ul style="list-style-type: none"> <li>• Chopping board</li> <li>• Sharp knife</li> <li>• Medium sauce pan</li> <li>• Wooden spoon</li> </ul> <p>Here's how to make it!</p> <ol style="list-style-type: none"> <li>1. Peel the bananas and slice widthways into bite sized rounds.</li> <li>2. Add the coconut milk to the sauce pan and bring to the boil gradually.</li> </ol>	<p><b>Expressive Arts and Design: Chinese fan</b></p> <p>This afternoon we are going to make our own fans!</p> <p><b>You will need:</b> Decorated paper Lollipop sticks Glue Sticky tape</p> <p><b>Instructions</b></p> <ol style="list-style-type: none"> <li>1. Start with a long piece of decorated paper.</li> <li>2. Pleat the paper into fold about 1cm wide.</li> <li>3. Glue the lollipop sticks to the ends of the paper.</li> <li>4. Tape the bottom of the fan together.</li> <li>5. To open your fan bring the lollipop sticks together.</li> </ol>	<p>donkey game it's time to play.</p> <p>Blind fold the first player and hand them a tail.</p> <p>Let's see if they can put the tail in the right place!</p> 
--	---	--	---	--

photo of what you create!



wall and show it to your child.

When we look at the clock we see two hands. One is short and one is long.

The long hand tells us how many minutes there are in an hour and the short hands tells us what the hour is.

This afternoon we will be looking at the clocks on our [worksheet](#) and deciding which picture is the odd one out.

Name: \_\_\_\_\_ Date: \_\_\_\_\_

Colour the clock that is the odd one out.



3. Add the sugar and cinnamon to the pan and stir until all the sugar has dissolved.

4. Add the bananas and simmer for 3 to 5 minutes. The bananas should be tender but not mushy.

5. Serve the milk and bananas hot in a bowl with an extra sprinkling of cinnamon. Dig in to your delicious sweet dessert

